

TYPES

.....
MC1/MMC1

CONDENSATE & VACUUM UNITS



Midget condensate disposal unit for air conditioning systems. 1/3 HP, single phase, 115 or 230 volts.

HIGHLIGHTS

- ❧ Cold condensate drip from air conditioning unit coils
- ❧ Pumps to sink or drain where gravity drainage is impractical
- ❧ Pump and switch removable without disconnecting inlet piping
- ❧ Factory assembled unit
- ❧ Easy installation
- ❧ Simple maintenance
- ❧ Optional float operated high water alarm switch and automatic cut-out switch to prevent receiver overflow

FEATURES

TANK: Heavy fabricated steel-5 gallon capacity.

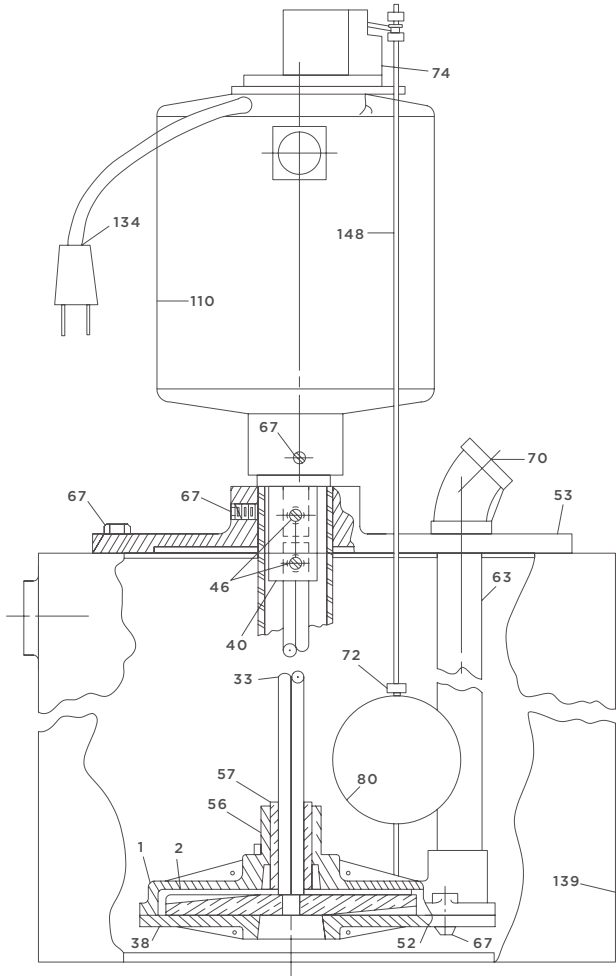
PUMP: Standard-fitted construction with stainless steel shaft, bronze bearing and aluminum impeller. Pump has a **capacity of 5 G.P.M.** at a **maximum pumping head of 20 Feet.**

MOTOR: 1/3 H.P., 1750 R.P.M., single phase, 60 cycle, 115 or 230 volts, with built-in overload protective device. 115 volt motor is supplied with covered extension cord and plug. 230 volt motor is supplied with conduit box for electrical connection.

FLOAT SWITCH: Built into motor and fully protected from damage. Operated by float ball, rod, and adjustable stops.

OPTIONAL HIGH WATER CUT-OUT AND ALARM SWITCH: (MMC-1 UNIT) Standard MC-1 unit can be modified by the addition of an extra integral float switch with one set of normally open and one set of normally closed contacts. This modification is called the MMC-1 unit. On the MMC-1 unit the float switch is actuated if water in the tank rises to a dangerous level. Switch will automatically shut down the air conditioning unit and simultaneously activate an audible or visual alarm, thus preventing overflow from the tank.

Note for electrician: Connect normally closed contacts to holding coil circuit of the magnetic starter for the air conditioning unit. Connect normally open contacts to the alarm device.



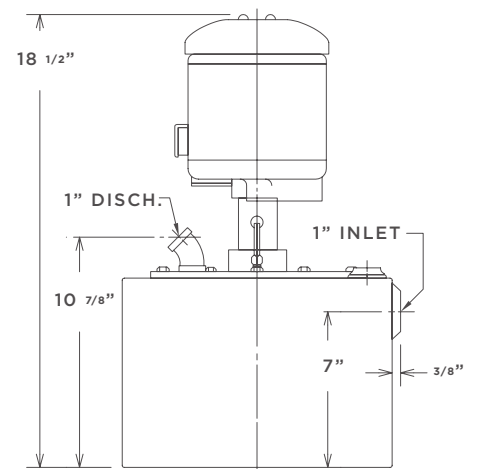
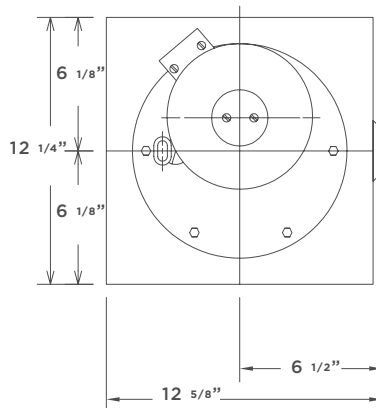
Parts List

Part No.	Part Name	Number Required	Material
1	PUMP CASING	1	CAST IRON
2	IMPELLER	1*	ALUMINUM
33	SHAFT	1*	ST. ST.
38	SUCTION PLATE	1	CAST IRON
40	COUPLING	1*	STEEL
46	ADJUSTING SCREW	2*	STEEL
52	LOCK WASHER	5	STEEL
53	SUPPORT PLATE	1	ALUMINUM
56	SUPPORT LEG	1	STEEL
57	PUMP BEARING	1*	BRONZE
63	DISCHARGE PIPE	1	GALV. STEEL
67	SUPPORT PLATE SCREW	3	CADMIUM STEEL
67	MOTOR SET SCREW	3*	STEEL
67	SUPPORT LEG SET SCREW	1	STEEL
67	MACHINE SCREW	5	BRASS
70	DISCHARGE ELBOW	1	GALV. MALL. IRON
72	FLOAT ROD & STOPS	4	ALUMINUM
74	FLOAT SWITCH	1*	VARIOUS
80	FLOAT	1*	PLASTIC
110	MOTOR	1	VARIOUS
134	POWER CORD & PLUG	1*	VARIOUS
139	TANK	1	STEEL
148	FLOAT ROD	1*	BRASS

* Recommended spare parts to be carried in stock.

Performance Table

Capacities	Pumping Heads
25 GPM	5 FT.
20 GPM	10 FT.
15 GPM	15 FT.
10 GPM	20 FT.



ADDRESS: 1144 Utica Avenue, Brooklyn, NY 11203 TEL: (718) 451-2000 URL: federalpumps.com